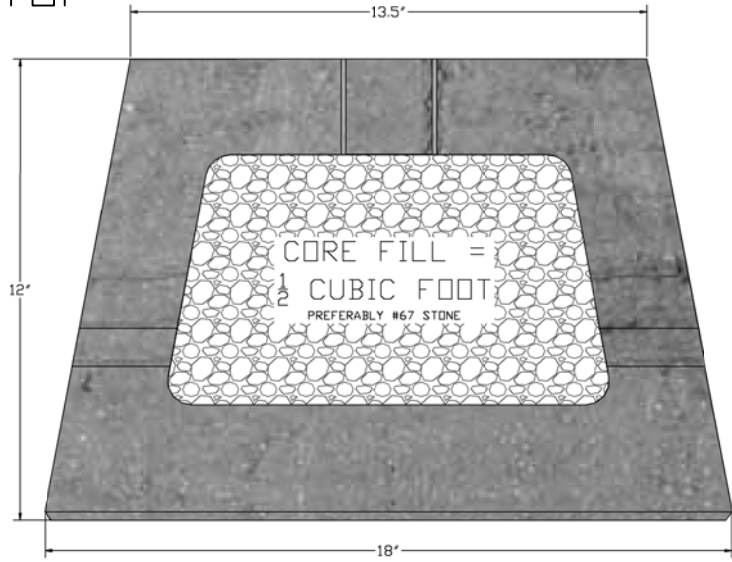




TOP



SE ISOMETRIC



FRONT



SIDE



General Notes

GEOSTONE RETAINING WALLS ARE MADE TO ADJUST FOR DIFFERENT HEIGHTS AND SITUATIONS. REINFORCEMENT IS SOMETIMES REQUIRED. PLEASE REFER TO www.geostone.com FOR GENERAL REINFORCING PROCEDURES AND GUIDELINES. ALSO PLEASE NOTE THAT A LOT OF MUNICIPALITIES WILL REQUIRE THAT RETAINING WALLS OVER 4 FEET IN HEIGHT BE DESIGNED AND STAMPED BY A PROFESSIONAL ENGINEER. PLEASE CHECK WITH YOUR LOCAL MUNICIPALITY PRIOR TO ANY CONSTRUCTION.



Revision/Issue

Firm Name and Address

Project Name and Address

PROJECTNAME
PROJECTADDRESS1
PROJECTADDRESS2
PROJECTADDRESS3

PROJECTNAME

DATE

SCALE

Sheet