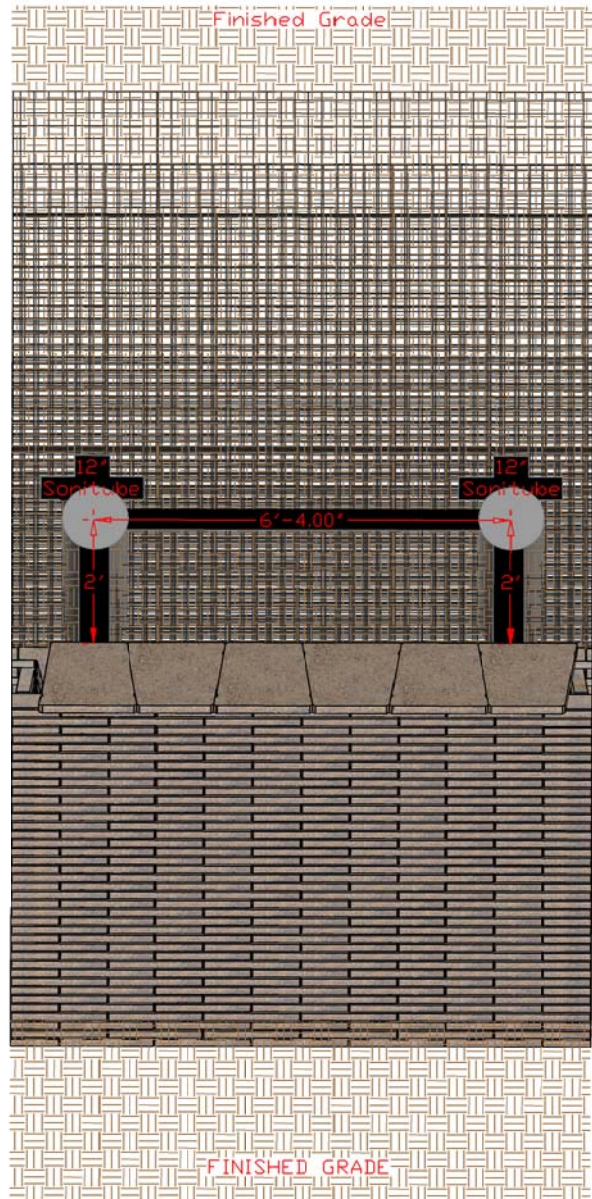
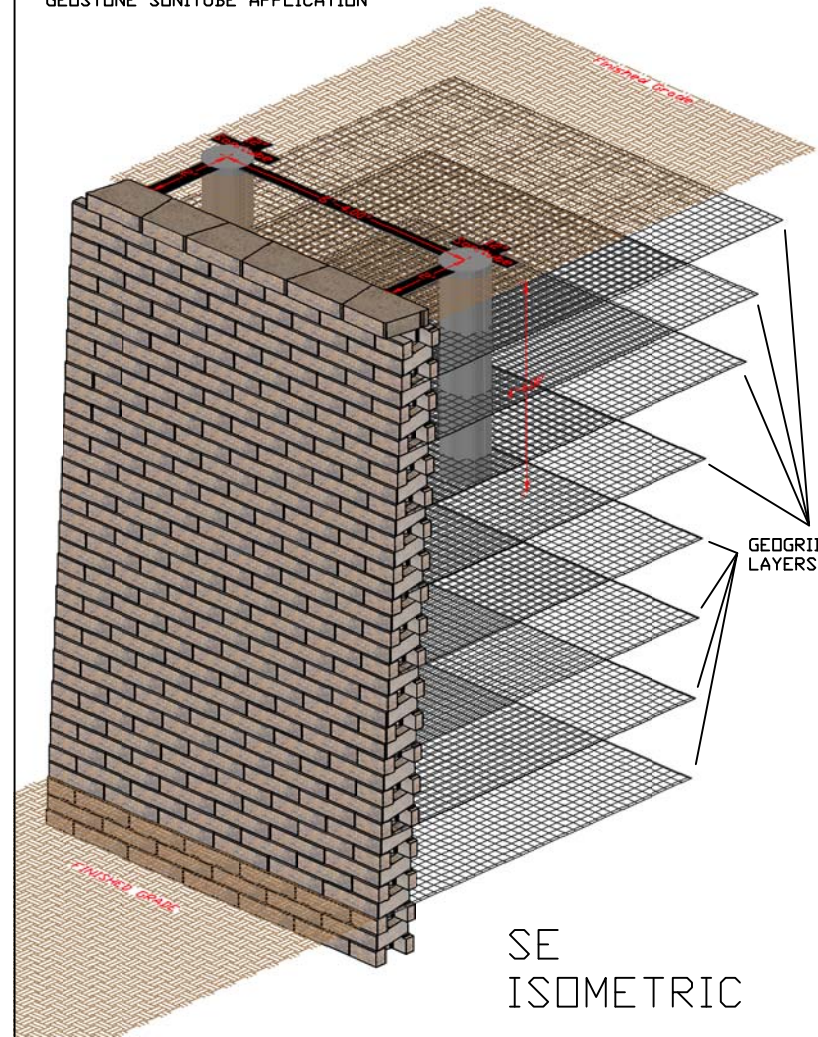


TOP



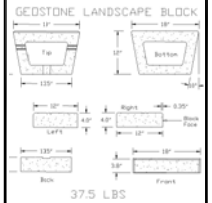
GEOSTONE SONITUBE APPLICATION

THE WALLS IN THIS DRAWING ARE FOR ILLUSTRATION PURPOSES ONLY & WERE DESIGNED ACCORDING TO INDUSTRY STANDARD PROCEDURES. IT IS RECOMMENDED THAT THESE DRAWINGS BE VERIFIED BY AN AUTHORIZED REPRESENTATIVE OF GEOSTONE AND/OR PROFESSIONAL ENGINEER BEFORE APPLYING TO REAL LIFE SITUATIONS.



General Notes

GEOSTONE RETAINING WALLS ARE MADE TO ADJUST FOR DIFFERENT HEIGHTS AND SITUATIONS. REINFORCEMENT IS SOMETIMES REQUIRED. PLEASE REFER TO www.geostone.com FOR GENERAL REINFORCING PROCEDURES AND GUIDELINES. ALSO PLEASE NOTE THAT A LOT OF MUNICIPALITIES WILL REQUIRE THAT RETAINING WALLS OVER 4 FEET IN HEIGHT BE DESIGNED AND STAMPED BY A PROFESSIONAL ENGINEER. PLEASE CHECK WITH YOUR LOCAL MUNICIPALITY PRIOR TO ANY CONSTRUCTION.



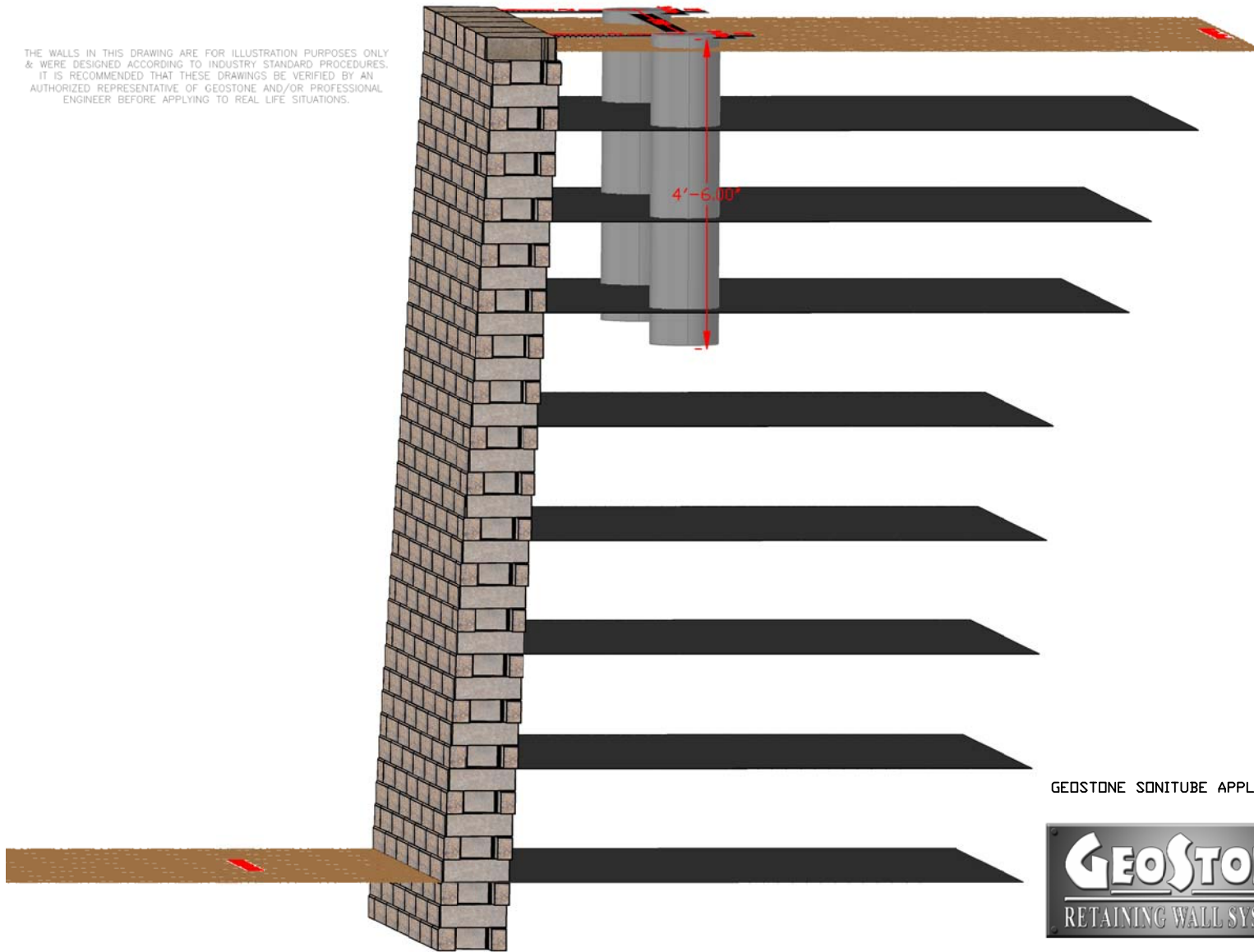
No.	Revision/Issue	Date

File Name and Address

Project Name and Address

Project	####	Sheet	##
Date	8/1/2008		
Note	As Noted		

THE WALLS IN THIS DRAWING ARE FOR ILLUSTRATION PURPOSES ONLY & WERE DESIGNED ACCORDING TO INDUSTRY STANDARD PROCEDURES. IT IS RECOMMENDED THAT THESE DRAWINGS BE VERIFIED BY AN AUTHORIZED REPRESENTATIVE OF GEOSTONE AND/OR PROFESSIONAL ENGINEER BEFORE APPLYING TO REAL LIFE SITUATIONS.



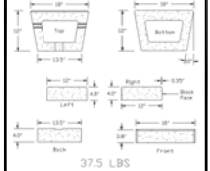
GEOSTONE SONITUBE APPLICATION



General Notes

GEOSTONE RETAINING WALLS ARE MADE TO ADJUST FOR DIFFERENT HEIGHTS AND SITUATIONS. REINFORCEMENT IS SOMETIMES REQUIRED. PLEASE REFER TO www.geostone.com FOR GENERAL REINFORCING PROCEDURES AND GUIDELINES. ALSO PLEASE NOTE THAT A LOT OF MUNICIPALITIES WILL REQUIRE THAT RETAINING WALLS OVER 4 FEET IN HEIGHT BE DESIGNED AND STAMPED BY A PROFESSIONAL ENGINEER. PLEASE CHECK WITH YOUR LOCAL MUNICIPALITY PRIOR TO ANY CONSTRUCTION.

GEOSTONE LANDSCAPE BLOCK



37.5 LBS

No.	Revision/Issue	Date

Print Name and Address

Project Name and Address

Project	####	Sheet	##
Date	8/1/2008		
Scale	As Noted		